



full report

Prepared For:

Prepared By:

Prepared On: 20/11/2018 10:47:36

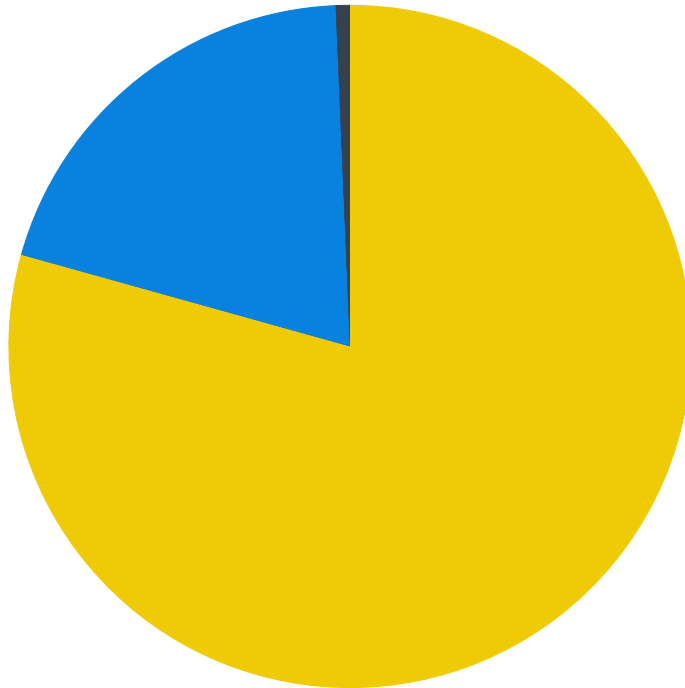
Table Of Contents

Black and White Printing Breakdown	2
Color Printing Breakdown	3
Executive Summary	4
Job Size To Printer Breakdown	5
Top Applications	8
Top Printers By Jobs	9
Top User Cost and Volume	10
Total Printing Breakdown	11
User Volumes	12

Black and White Printing Breakdown

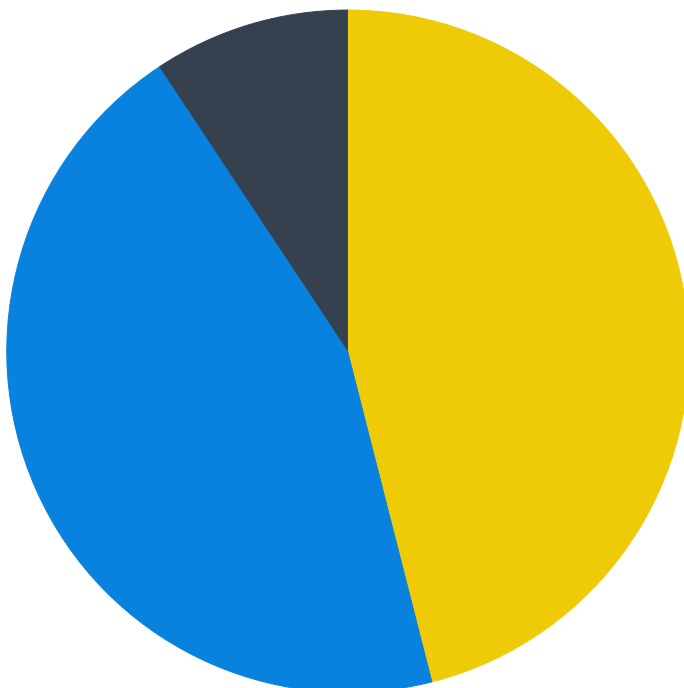
For 2018 with All Users and All Printers

Total Jobs: 150



- 1 - 3 pages: 119 Job(s) (79.33%)
- 4 - 25 pages: 30 Job(s) (20.00%)
- 26 - 50 pages: 1 Job(s) (0.67%)
- 50+ pages: 0 Job(s) (0.00%)

Total Pages: 400

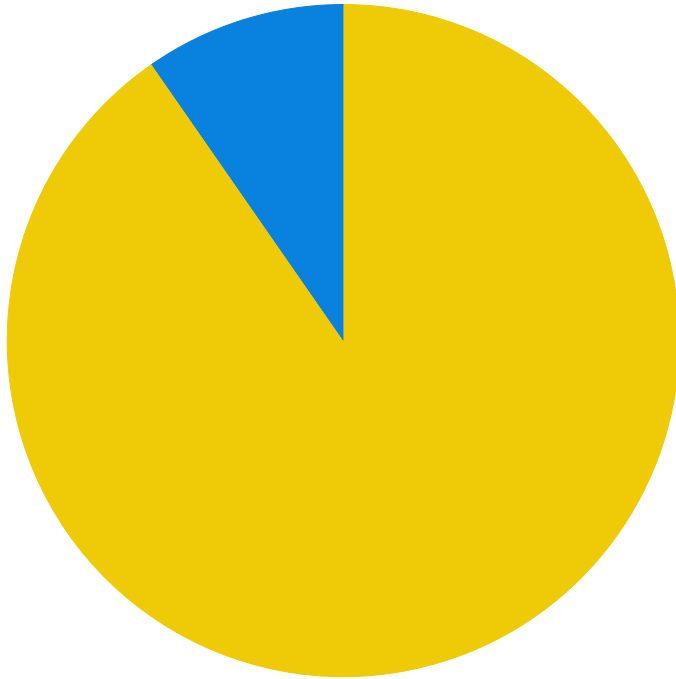


- 1 - 3 pages: 168 Page(s) (42.00%)
- 4 - 25 pages: 163 Page(s) (40.75%)
- 26 - 50 pages: 34 Page(s) (8.50%)
- 50+ pages: Page(s) (0.00%)

Color Printing Breakdown

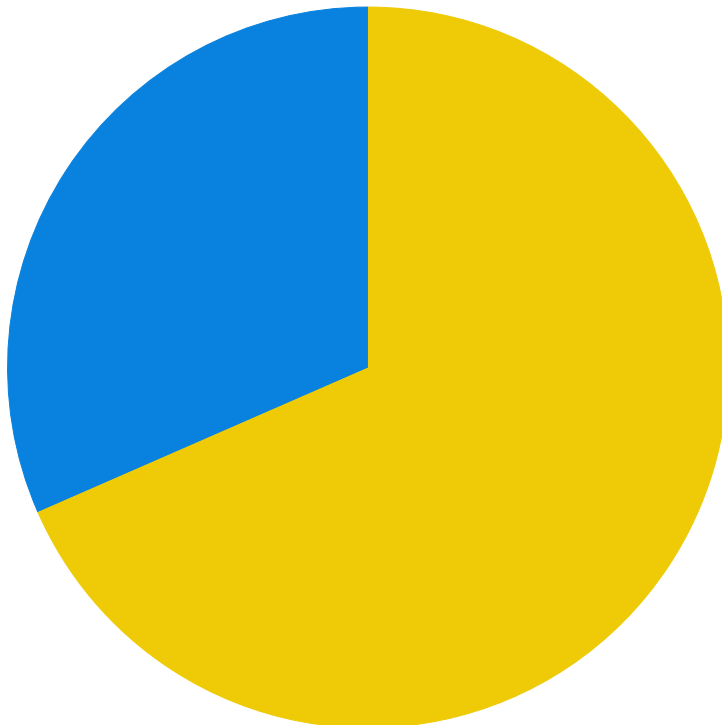
For 2018 with All Users and All Printers

Total Jobs: 207



- 1 - 3 pages: 187 Job(s) (90.34%)
- 4 - 25 pages: 20 Job(s) (9.66%)
- 26 - 50 pages: 0 Job(s) (0.00%)
- 50+ pages: 0 Job(s) (0.00%)

Total Pages: 359



- 1 - 3 pages: 232 Page(s) (68.44%)
- 4 - 25 pages: 107 Page(s) (31.56%)
- 26 - 50 pages: Page(s) (0.00%)
- 50+ pages: Page(s) (0.00%)

Executive Summary

For 2018 with All Users and All Printers

Current Volumes

Total Number of Days	253	Total Number of B/W Pages	365
Total Number of Jobs	338	Total Number of Color Pages	339
Total Number of Users	4	Total Number of Pages	704

Current Assets

Total Number of Devices	5	Number of Network Printers	0
Total Number of Models	4	Number of Local Printers	1
Total Number of Computers	2	Number of Direct IP Printers	3

Current Costs

Average Cost per Page	0,1677 €	Total B/W Printing Cost	33,1575 €
Average Cost per User	29,5123 €	Total Color Printing Cost	84,8916 €
Average Cost per Printer	23,6098 €	Total Printing Cost	118,0491 €

Extrapolated Values

Average Cost per User per Day	0,1166 €	Average B/W Pages per Day	1
Average Cost per Printer per Day	0,0933 €	Average Color Pages per Day	1
Average Total Cost per Day	0,4666 €	Average Total Pages per Day	2

Projected Values

Cost per Month	13,9979 €	Pages per Month	60
Cost per Quarter	41,9937 €	Pages per Quarter	180
Cost per Year	170,3080 €	Pages per Year	730
Cost Over 3 Years	510,9241 €	Pages Over 3 Years	2190

Job Size To Printer Breakdown

For 2018 with All Users and All Printers

Breakdown for Job Size: 1 - 3 pages

Printer Model	Connection Type	Port Host	Num Jobs	Total Pages	Total Cost
HP Universal Printing PS	Direct IP	10.40.1.16	147	223	37,1364
RICOH PCL6 UniversalDriver V4.17	Direct IP	10.40.1.16	133	161	32,0439
MX-M354N	Direct IP	2508301300	1	2	0,2000
SHARP UD2 PCL6	Direct IP	10.40.1.20	8	10	2,0500
novaPDF 8	Local	DOPDF8	3	4	0,5114

Job Size To Printer Breakdown

For 2018 with All Users and All Printers

Breakdown for Job Size: 4 - 25 pages

Printer Model	Connection Type	Port Host	Num Jobs	Total Pages	Total Cost
HP Universal Printing PS	Direct IP	10.40.1.16	31	200	27,8824
RICOH PCL6 UniversalDriver V4.17	Direct IP	10.40.1.16	7	39	8,1192
SHARP UD2 PCL6	Direct IP	10.40.1.20	3	15	3,0048
novaPDF 8	Local	DOPDF8	4	16	3,7000

Job Size To Printer Breakdown

For 2018 with All Users and All Printers

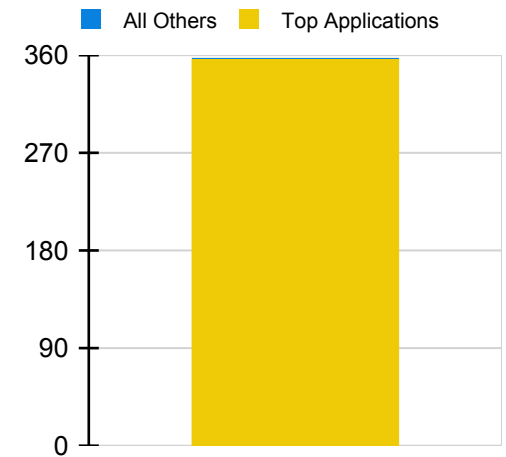
Breakdown for Job Size: 26 - 50 pages

Printer Model	Connection Type	Port Host	Num Jobs	Total Pages	Total Cost
HP Universal Printing PS	Direct IP	10.40.1.16	1	34	3,4000

Top Applications

For 2018 with All Users and All Printers

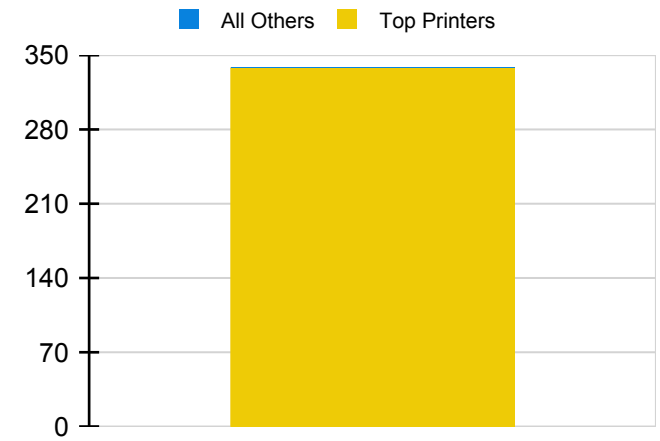
Application	Mono Pages	Color Pages	Total Jobs	Total Costs
ACRORD32.EXE	148	59	76	28,4702 €
WINWORD.EXE	63	62	52	21,6246 €
OUTLOOK.EXE	54	122	108	35,3498 €
CHROME.EXE	40	5	20	4,4872 €
EXCEL.EXE	19	41	37	11,7848 €
FIREFOX.EXE	17	15	19	5,3569 €
POWERPNT.EXE	12	16	5	5,2000 €
IEXPLORE.EXE	3	7	9	1,8662 €
EXPLORER.EXE	1	0	1	0,1000 €
GRPWISE.EXE	0	6	2	1,5072 €
Sub Total	357	333	329	115,7469 €
Others Total	0	6	6	1,5012 €
Grand Total	357	339	335	117,2481 €



Top Printers By Jobs

For 2018 with All Users and All Printers

Model	Port / Host	Jobs
HP Universal Printing PS	10.40.1.16	179
RICOH PCL6 UniversalDriver V4.17	10.40.1.16	140
SHARP UD2 PCL6	10.40.1.20	11
novaPDF 8	DOPDF8 on	7
MX-M354N	2508301300	1
	Sub Total	338
	Others Total	
	Grand Total	338

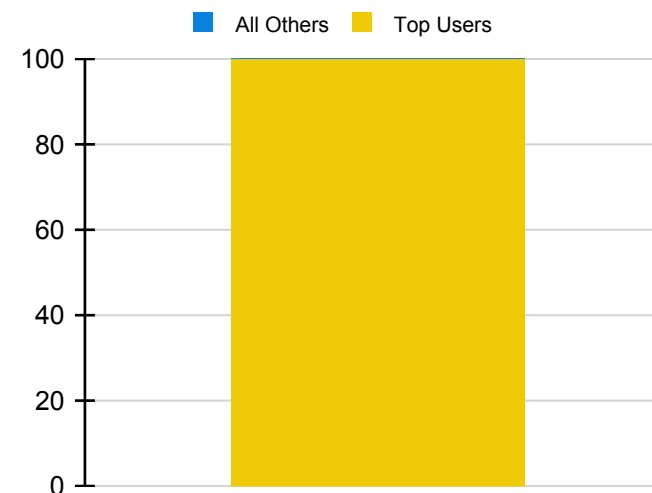


Top User Cost and Volume

For 2018 with All Users and All Printers

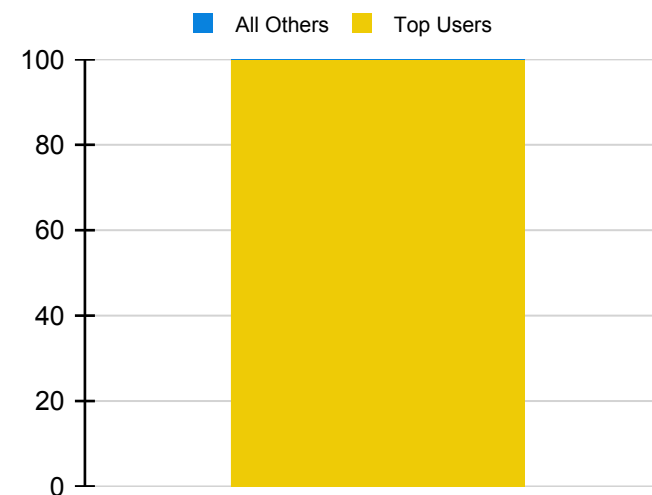
By Cost

Name	Network Name	% Of Total	Total Cost
CXLECOZ	CXLECOZ	73,78	87,1003 €
Christian Lecoz	KATUNCORP\CXLECOZ	16,82	19,8500 €
Christian Lecoz	katun.net\CXLECOZ	8,98	10,5954 €
andree	andree	0,43	0,5024 €
	Sub Total	100,00	118,0481 €
	Others Total	0,00	0,0000 €
	Grand Total	100,00	118,0481 €



By Pages

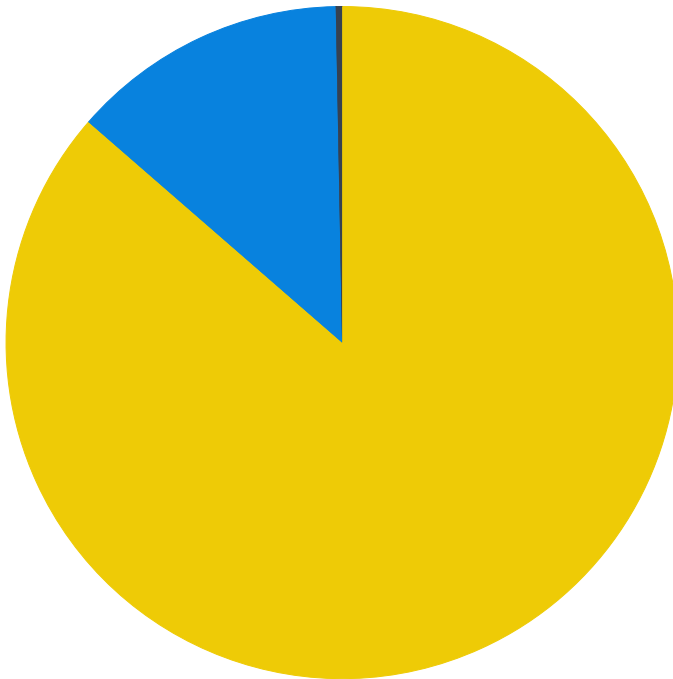
Name	Network Name	% Of Total	Total Pages
CXLECOZ	CXLECOZ	66,48	468,00
Christian Lecoz	KATUNCORP\CXLECOZ	25,85	182,00
Christian Lecoz	katun.net\CXLECOZ	7,39	52,00
andree	andree	0,28	2,00
	Sub Total	100,00	704,00
	Others Total	0,00	0,00
	Grand Total	100,00	704,00



Total Printing Breakdown

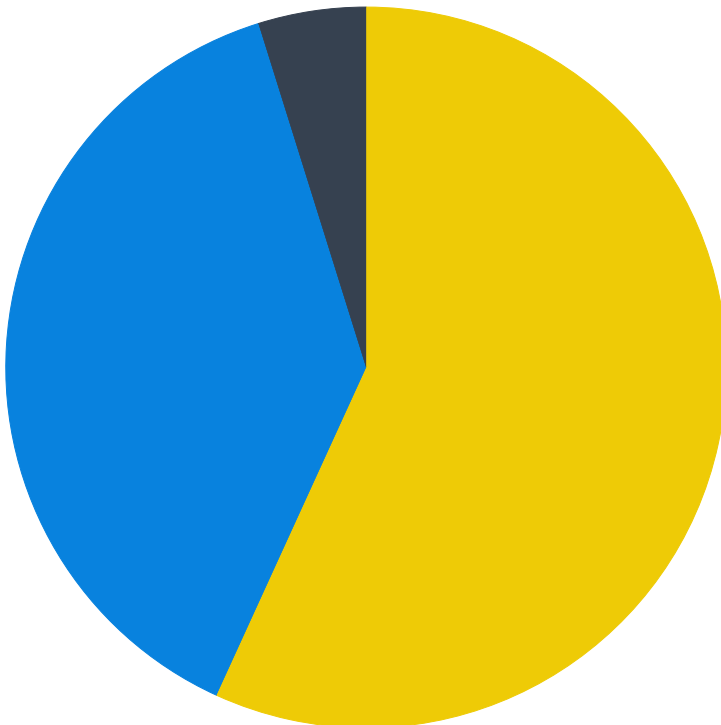
For 2018 with All Users and All Printers

Total Jobs: 338



- 1 - 3 pages: 292 Job(s) (86.39%)
- 4 - 25 pages: 45 Job(s) (13.31%)
- 26 - 50 pages: 1 Job(s) (0.30%)
- 50+ pages: 0 Job(s) (0.00%)

Total Pages: 704



- 1 - 3 pages: 400 Page(s) (56.82%)
- 4 - 25 pages: 270 Page(s) (38.35%)
- 26 - 50 pages: 34 Page(s) (4.83%)
- 50+ pages: Page(s) (0.00%)



User Volumes

For 2018 with All Users and All Printers

Username	Mono Pages	Color Pages	Total Pages	Total Jobs	Avg. Job Size
andree	0	2	2	2	1,00
Christian Lecoz	10	42	52	25	2,08
Christian Lecoz	171	11	182	46	3,96
CXLECOZ	184	284	468	265	1,77

Total Users:4	365	339	704	338	2,08
----------------------	------------	------------	------------	------------	-------------