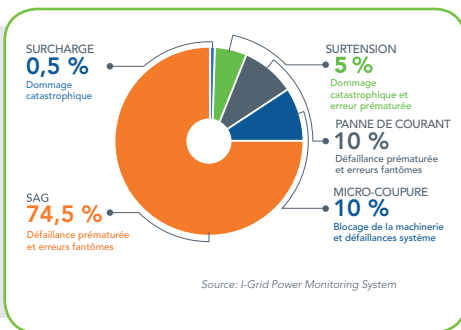


Innovolt SmartProtect

Groundbreaking power protection and data analytics technologies proven to reduce service calls and increase uptime.

SmartProtect decreases electronic equipment downtime associated with power disturbances by protecting against all harmful anomalies and increasing performance visibility with a fleet-wide management solution. Innovolt's patented technologies provide reporting and insights into the critical power conditions at customers' sites, equipping technicians and service managers with the data to more quickly diagnose, repair and restore the equipment while providing data to facilitate root cause discussions with affected customers.



INDUSTRY-LEADING CORE PROTECTION

- Patented Core Protection of the 5 major power disturbances, including protection against Voltage Sags and resulting damaging current inrush
- Superior protection of connected equipment; AC Line, Tele/Fax, Network Surge Protection

COMBINED WITH DATA ANALYTICS

- Power Disturbance Data Collection with Power Doctor Plus Smartphone Adapter (no need for additional hardware)
- Disturbance Event Recording / Date and Time Stamping
- Cloud-Based Dashboard enables users to view aggregated fleet-wide power data in a centralized location (no need to view each separate machine)
- Download reports to correlate power anomalies with error codes
- Customizable Email Alerts for around the clock power profile analysis



ENHANCED POWER PROTECTION

- Gigabit Network Surge Protection
- Filtering of High Frequency Neutral to Ground and EMI/RFI Line
- Neutral Earth Voltage Detection

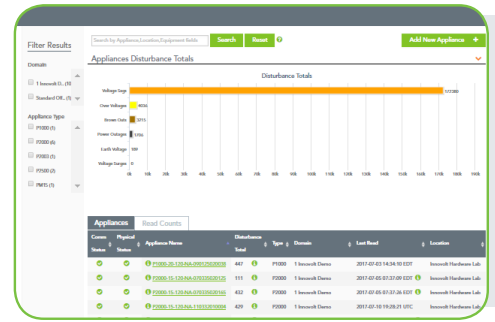
SMARTPROTECT BENEFITS FOR YOUR BUSINESS

- Increased productivity, equipment reliability and lifespan
- Reduced service calls; fewer truck rolls
- Visibility and control with fleet-wide management

DATA INSIGHTS TO INCREASE EFFECTIVENESS

The SmartProtect solution automatically records and time stamps the occurrence of power anomalies. Technicians can access this data via optical reads utilizing our Smartphone apps and readers (no laptops or separate boxes required!). On site, technicians can become more effective by

- Determining or eliminating power as a cause of issues
- Providing their customers with data that conclusively show power as an issue



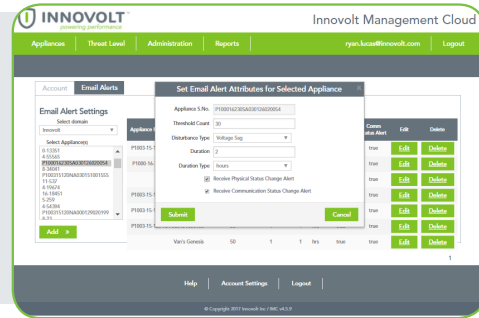
Main Fleet View

Innovolt's power profile data is also collected in the Innovolt Management Cloud (IMC), which serves as a central aggregation point of data, analytics and control. No other power protection company provides this capability to view and analyze data on a fleetwide basis. From the IMC, service managers and dispatchers can:

- Run initial diagnostics before dispatching a technician,
- Correlate service requests or outages with disturbances,
- Identify trends in service requests or outages due to disturbances, and
- Proactively predict future breakdowns due to certain kinds and frequency of disturbances instead of reacting.



Appliance Details



Customizable Email Alerts

MODELS

KATUN PN: 48503

KATUN PN: 48504

SmartProtect 15
P2500-15

- Date and Time Stamping
- High Frequency EMI/RFI Line Filter
- Neutral Earth Voltage Detection
- High Frequency Neutral to Ground Filter

SmartProtect 20
P2500-20

- Date and Time Stamping
- High Frequency EMI/RFI Line Filter
- Neutral Earth Voltage Detection
- High Frequency Neutral to Ground Filter

SPECIFICATIONS:

TEL / DATA:

PARAMETER	TEL	DATA
Connector	RJ11	RJ45
Clamping Voltage	180V	8.5V
Protected Lines	3-4	1-2, 3-6, 4-5, 7-8

SPECIFICATIONS:

TEL / DATA:

PARAMETER	TEL	DATA
Connector	RJ11	RJ45
Clamping Voltage	180V	8.5V
Protected Lines	3-4	1-2, 3-6, 4-5, 7-8

ELECTRICAL:

PARAMETER	P2500-15-120
Nominal Operating Voltage	120 Vac, 60 Hz
Over Voltage Limit	>145 Vac
Under Voltage Limit	<88 Vac
Maximum Continuous Current	15 A
Voltage Surge per UL 1449	500 Vac L-N
	500 Vac L-G
	500 Vac N-G

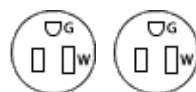
ELECTRICAL:

PARAMETER	P2500-20-120
Nominal Operating Voltage	120 Vac, 60 Hz
Over Voltage Limit	>145 Vac
Under Voltage Limit	<88 Vac
Maximum Continuous Current	20 A
Voltage Surge per UL 1449	500 Vac L-N
	500 Vac L-G
	500 Vac N-G

PLUG:



RECEPTACLES:



PLUG:



RECEPTACLES:

