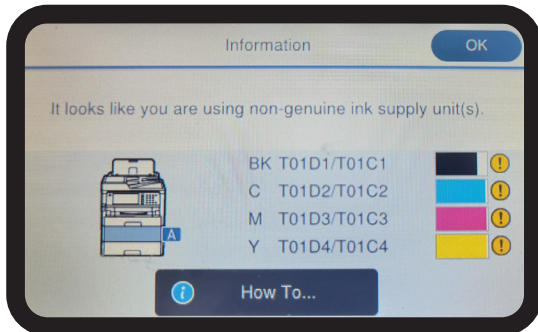


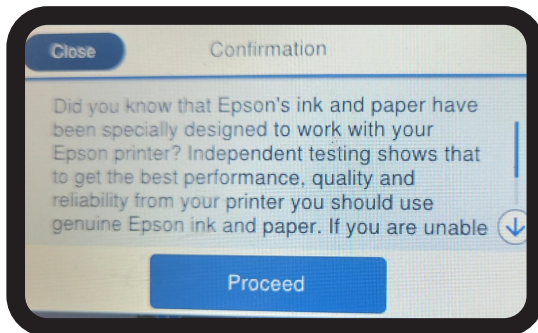
# Installation Technical Advisory

## Katun Inkjet Cartridge Installation: **Epson Workforce Pro 529**

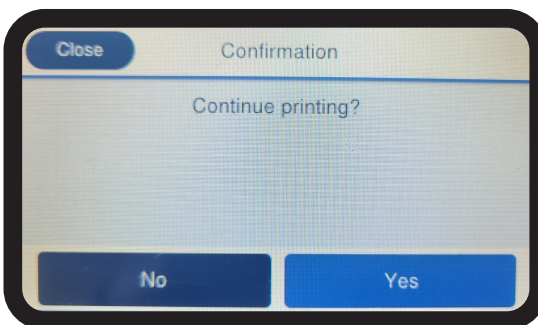
1. Please press **OK** button to move forward the next step.



2. Please press **Proceed** button to move forward the next step.



3. Please press **Yes** to start using Katun cartridge.



[www.katun.com](http://www.katun.com)

Katun Confidential – For Internal Use Only

**KATUN**<sup>®</sup>